












































































































Port System Chart for Canon lenses

Type	Lens	Port Base	Extension Ring	Port	Zoom/Focus Gear	
Macro	EF-S 60mm f/2.8 Macro USM	 Compact port base		 Compact port 15	 C60-F	
				 Macro port 41	 C60-F	
	EF-S 60mm f/2.8 Macro USM with Inon UFL-MR130 EFS60			 Insect eye port C60 - MR130		
	EF 100mm f/2.8 Macro USM	 Compact port base			 Compact port 50	 C100-F
					 Macro port 87	 C100-F
	EF 100mm f2.8L Macro IS USM	 Compact port base	 Compact port extension 30		 Compact port 30	 C100IS-F
					 Macro port 94	 C100IS-F
	EF 180mm f/3.5L Macro USM	 Compact port base	 Compact port extension 30	 Compact port extension 40	 Compact port 50	
	Sigma AF Macro 50mm F2.8 EX DG	 Compact port base			 Compact port 15	
Sigma AF Macro 70mm F2.8 EX DG	 Compact port base	 Compact port extension 50		 Compact port 30		
				 Compact port base	 Compact port extension 30	 Compact port 50






































Port System Chart for Canon lenses

Type	Lens	Port Base	Extension Ring	Port	Zoom/Focus Gear	
Zoom	EF-S 18-55mm f3.5-5.6 IS	 Compact port base		 Compact port 15	 C1855IS-Z	
	EF-S 18-135mm f3.5-5.6 IS		 Extension ring 60	 8.5" Fisheye port	 C18135IS-Z	
			 Extension ring 50	 8.5" Fisheye port	 SC1770-Z	
	Sigma 17-70 mm F2.8-4.5 DC Macro		 Extension ring 70	 6" Wide angle port	 SC1770-Z	
			 Extension ring 10	 8.5" White balance port	 SC1770-Z	
			 Extension ring 60	 8.5" Fisheye port	 SC1770OS-Z	
			 Extension ring 70	 6" Wide angle port	 SC1770OS-Z	
	Sigma 17-70 mm F2.8-4 DC Macro OS HSM		 Extension ring 20	 8.5" White balance port	 SC1770OS-Z	
		EF-S 10-22mm f/3.5-4.5 USM		 Extension ring 40	 8.5" Fisheye port	 C1022-Z
				 Extension ring 60	 6" Wide angle port	 C1022-Z
	 Extension ring 20		 8.5" White balance port	 C1022-Z		
Wide angle	EF 16-35mm f/2.8L II USM		 Extension ring 60	 8.5" Fisheye port	 C1635II-Z	
			 Extension ring 70	 6" Wide angle port	 C1635II-Z	
		 Extension ring 40	 8.5" White balance port	 C1635II-Z		















Port System Chart for Canon lenses

Type	Lens	Port Base	Extension Ring	Port	Zoom/Focus Gear
Wide angle	EF 17-40mm f/4L USM		 Extension ring 50	 8.5" Fisheye port	 C1740-Z
			 Extension ring 70	 6" Wide angle port	 C1740-Z
			 Extension ring 30	 8.5" White balance port	 C1740-Z
	EF 15mm f/2.8 fisheye		 Extension ring 10	 8.5" Fisheye port	
			 Extension ring 10	 4.33" acrylic dome port	
	EF 24mm f/1.4L II USM		 Extension ring 40	 8.5" Fisheye port	
			 Extension ring 20	 8.5" White balance port	
	Sigma 8-16mm F4.5-5.6 DC HSM		 Extension ring 40	 8.5" Fisheye port	 SC816-Z
			 Extension ring 20	 8.5" White balance port	 SC816-Z
	Sigma 10mm F2.8 EX DC HSM Fisheye		 Extension ring 10	 8.5" Fisheye port	
			 Extension ring 20	 4.33" acrylic dome port	
	Sigma AF 10-20mm F4-5.6 EX DC HSM		 Extension ring 30	 8.5" Fisheye port	 SC1020-Z
			 Extension ring 50	 6" Wide angle port	 SC1020-Z
			 Extension ring 10	 8.5" White balance port	 SC1020-Z

Port System Chart for Canon lenses

Type	Lens	Port Base	Extension Ring	Port	Zoom/Focus Gear
Wide angle	Sigma 15mm F2.8 EX DG Diagonal Fisheye			 8.5" Fisheye port	
				 4.33" acrylic dome port	
	Tokina AT-X 10-17mm F3.5-4.5 Fisheye DX			 8.5" Fisheye port	 TC1017-Z
				 4.33" acrylic dome port	 TC1017-Z
				 8.5" White balance port	 TC1017-Z
	Tokina AT-X 10-17mm F3.5-4.5 Fisheye DX with Kenko 1.4X Teleplus pro 300			 8.5" Fisheye port	 TC1017-Z+1.4
				 4.33" acrylic dome port	 TC1017-Z+1.4
				 8.5" White balance port	 TC1017-Z+1.4
	Tokina AT-X Pro 11-16mm F2.8 (IF) DX			 8.5" Fisheye port	 TC1116-Z
				 6" Wide angle port	 TC1116-Z
				 8.5" White balance port	 TC1116-Z
	Tokina AT-X Pro 12-24mm F4 (IF) DX			 8.5" Fisheye port	 TC1224-Z
				 6" Wide angle port	 TC1224-Z
				 8.5" White balance port	 TC1224-Z

Adaptors

Port Adaptors		
Allow the attachment of ports from other brands to Nauticam housings		
	M5 	M6 
Sea & Sea	Nexus	
		#5510.45 
Aquatica	Ikelite	
	T3 	T4 
Seacam	Subal	
		
Zillion	Inon	
Zoom/Focus Gear Adaptors		
Allow use of gears from other brands with Nauticam housings		
	Z82 	Z92 
Sea & Sea	Nexus	